



SIGNS ^{OF} SUCCESS

CAREERS WITH EXCELLENT PAY AND BENEFITS



SIGNS OF SUCCESS

Ask anyone in the sign, graphics and visual communications industry and they'll tell you why their jobs are better than in other fields. They thrive on the constant challenge and creativity. They like the feeling of helping their community. They enjoy seeing their handiwork on display throughout their towns.

But a new survey from the International Sign Association shows that the industry offers more than just good feelings. Pay, benefits and raises typically outstrip comparable industries.



HOURLY WAGES HIGHER THAN OTHER FIELDS...

AVERAGE HOURLY WAGES:

Sign and graphics:

\$22.05



Overall manufacturing:

\$20.99



Average U.S. worker:

\$21.50



...AND GETTING BIGGER RAISES IN 2017:

Sign industry hourly:

5.1%



Overall U.S. workers:

2.8%



ANTICIPATED SIGN AND GRAPHICS RAISES IN 2018

4.7%

Salaried

5.0%

Hourly

4.7%

Management

SKILLED JOBS PAY BETTER



BENEFITS

HOLIDAYS



VACATION



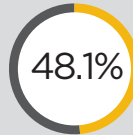
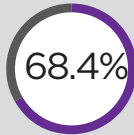
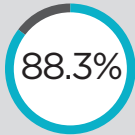
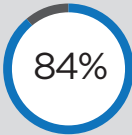
HEALTH INSURANCE



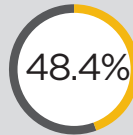
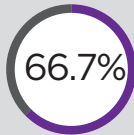
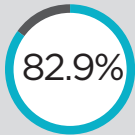
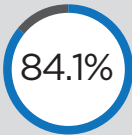
DENTAL INSURANCE



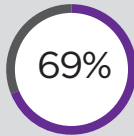
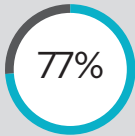
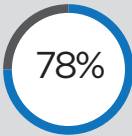
Sign and graphics salaried:



Sign and graphics hourly:



Average U.S. worker:



*

*Federal government does not keep statistics on dental insurance

HIRING SIGNS ARE OUT

71.0%

of sign, graphics and visual communications companies said they would hire in 2018

MEDIAN HOURLY WAGES:



\$19.63



\$17.56

WELDER



\$20.69



\$16.76

FABRICATOR



\$19.23



\$16.83

GRAPHIC DESIGNER



\$19.41



\$13.94

INVENTORY CLERK



\$21.63



\$21.12

CAD DESIGNER

● Sign Industry ● Average

FOLLOW US



Learn more about how ISA supports the sign and graphics industry by visiting signs.org/opportunity



Sources: ISA 2018 Wage & Benefit Survey Report; U.S. Bureau of Labor Statistics-September 2018; Mercer, 2018/2019 US Compensation Planning Survey; Payscale.com.